

CMC 356

The Universal Relay Test Set and Commissioning Tool



CMC 356 – Universal Relay Testing and Commissioning

The CMC 356 is the universal solution for testing all generations and types of protection relays. Its powerful six current sources (three-phase mode: up to 64 A / 860 VA per channel) with a great dynamic range, make the unit capable of testing even high-burden electromechanical relays with very high power demands.

The CMC 356 is the first choice for applications requiring the highest versatility, amplitude and power. Commissioning engineers will particularly appreciate its ability to perform wiring and plausibility checks of current transformers, by using primary injection of high currents from the test set.




2 counter inputs and
4 binary outputs (transistor)
e.g., for CMIRIG-B

USB port for PC control

6 low level outputs ($\pm 10 V_{PK}$)
Option LLO-2: 6 additional outputs

2 PoE (Power over Ethernet) ports for
PC control/CMControl, CMGPS 588 or
IEC 61850 GOOSE and Sampled Values





The analog test signals are generated digitally using DSP technology. This, in combination with the use of additional error correction algorithms, results in [accurate testing signals](#) even at small amplitudes.

The six current and four voltage [output channels](#) are continuously and independently adjustable in amplitude, phase and frequency. All outputs are overload and short-circuit proof and are protected against external high-voltage transient signals and over-temperature.

The [integrated network interface](#) supports comprehensive testing in the IEC 61850 environments using optional GOOSE simulation and subscription and Sampled Values simulation functionality. Up to 12 independent channels with [low-level signals](#) are available at the back of the test set, which can be used to test relays which have a low-level input facility or to control external amplifier units.

By utilizing the EnerLyzer software option, the ten binary inputs of a CMC 356 equipped with the ELT-1 hardware option alternatively work as [analog measurement inputs](#). The unit then can also be used as a multifunctional multimeter and transient recorder.

Besides its operation with the powerful Test Universe software running on a PC, the CMC 356 can also manually be controlled with the highly flexible [CMControl unit](#) and the [CMControl App](#) running on an Android Tablet or a Windows PC. For more information please visit our website.



CMControl-6 Front Panel Control (option)

CMC 356: 6 Phase Current + 4 Phase Voltage Test Set and Commissioning Tool

Protection Relay Test Set

- High-burden electromechanical relays
- Static relays
- Numerical relays
- IEC 61850 IEDs (GOOSE and Sampled Values)
- Relay panels
- End-to-End testing with GPS or IRIG-B
- Busbar protection (up to 22 signal generators)

Power System Simulator

- Transient fault simulation
- Power swing
- CT saturation simulation
- CB simulation
- Rogowski coil simulation
- Compensated network
- Transient playback (COMTRADE, PL4 (EMTP), ...)

Programmable Voltage and Current Source

- Research & development
- Production quality assurance

Universal Tool for Substation Commissioning

- Checking SCADA annunciations
- Burden measurement
- CT/VT polarity checker
- Wiring checker
- Plausibility check for CT/VT with primary injection

Portable 10-Channel Measurement Device¹

- Transient recording (trigger: binary, PQ, GPS)
- Multimeter for: I, V, f, S, P, Q, $\cos \varphi$...
- Trend recording for: I, V, f, S, P, Q
- Harmonics analysis

¹ With ELT-1 hardware option and EnerLyzer™ software option



Key Features

- Very powerful current sources for testing high-burden electromechanical relays
- High current amplitudes for 5 A relay testing
- High accuracy and versatility for testing static and numerical relays of all types
- Integrated network for testing IEC 61850 IEDs
- Continuous synchronized outputs with CMIRIG-B (e.g. for PMU or MU testing)
- Primary injection capabilities for commissioning tasks
- Test Universe software with unrivaled manual and automated testing functionality
- Front panel control with the unique CMControl (option)
- 10-channel analog measurement and transient recording functionality (option)
- Reliable and robust

Additional Benefits

OMICRON provides

- Worldwide high quality technical support
- Platforms for an international knowledge exchange
- Training courses designed for electric power system technicians and engineers


Ordering Information

CMC 356 with Test Universe	
VE002829	CMC 356 Essential
VE002830	CMC 356 Standard
VE002831	CMC 356 Enhanced
VE002832	CMC 356 Complete

CMC 356 with CMControl (without Test Universe)	
VE002826	CMC 356 with CMControl P App activation key
VE002820	CMC 356 with CMControl P

The CMControl can also be ordered as add-on together with a CMC 356 with Test Universe software or as a later upgrade.


CMC 356 hardware options	
VEHO2801	Option ELT-1 if ordered with a new unit
VEHO2802	Option ELT-1 if ordered as an upgrade
VEHO2803	Option LLO-2 if ordered with a new unit
VEHO2804	Option LLO-2 if ordered as an upgrade



OMICRON is an international company serving the electrical power industry with innovative testing and diagnostic solutions. The application of OMICRON products allows users to assess the condition of the primary and secondary equipment on their systems with complete confidence. Services offered in the area of consulting, commissioning, testing, diagnosis and training make the product range complete.

Customers in more than 150 countries rely on the company's ability to supply leading-edge technology of excellent quality. Service centers on all continents provide a broad base of knowledge and extraordinary customer support. All of this together with our strong network of sales partners is what has made our company a market leader in the electrical power industry.

The following publications provide detailed information on the products described in this brochure and their applications:



*Product catalog
(secondary equipment)*



CMControl P

For more information, additional literature, and detailed contact information of our worldwide offices please visit our website.