

# Ordering Information CT Analyzer

		Basic	Standard	Advanced	IEEE Protection
<b>In brief</b>	Measures ratio, composite error, excitation and knee point, winding resistance	■			
	Measures and assesses CTs with accuracy classes $\geq 0.3$ according to IEC and IEEE standards		■		
	Expands standard package to accuracy classes $\geq 0.1$ and additional assessment standards			■	
	Measures protection CTs according to IEEE C57.13 (does not support metering CTs)				■
<b>Features</b>	CT secondary wiring phase and polarity measurements	■	■	■	■
	Composite error measurements for nominal current	■	■	■	■
	Ratio error and phase displacement measurement for no load and rated load	■	■	■	■
	Measurement of excitation characteristics (voltage/current)				
	> Knee point voltage from 1 V up to 4 kV	■	■	■	■
	> Knee point voltage from 0.1 V up to 40 kV	–	–	■	–
	> Automated calculation of knee points according to IEC and IEEE	■	■	■	■
	> Comparison of excitation curve to a reference curve	–	■	■	■
	CT winding resistance measurement (primary and secondary)	■	■	■	■
	CT accuracy measurements (ratio error and phase displacement depending on burden and current)				
	> IEC 61869 / 60044, or IEEE C57.13 classes $\geq 0.3$	–	■	■	■
	> IEC 61869 / 60044, or IEEE C57.13 classes $\geq 0.1$	–	–	■	–
	> Customized standards or local / national standards	–	–	■	–
	Automatic assessment of CT performance according to the selected standard	–	■	■	■
	Customization of assessment rules (for example implementation of national standards)			■	
	Composite error measurement for overcurrent conditions (ALF/ALFi, FS/FSi for IEC and $V_b$ for IEEE)	–	■	■	■
	Determination of ALF and FS for IEC or $V_b$ for IEEE	–	■	■	■
	Secondary burden measurement	■	■	■	■
	„Nameplate guesser“ function for CTs with unknown data	–	■	■	■
	Simulation of measured data	–		■	■
	Measurement of transient behavior of TPS, TPX, TPY and TPZ type CTs	–	–	■	–
	Determination of the transient dimensioning factor (Ktd)	–	–	■	–
	Considering Duty Cycles C-O / C-O-C-O, for example auto-reclosure system	–	–	■	–
	Automatic demagnetization of the CT after the test	■	■	■	■
	Remote control with CT Analyzer Suite software	■	■	■	■
	Flexible manual current and voltage source (QuickTest)	–	■	■	■
Testing of CTs for line frequencies of 50 Hz	■	■	■	–	
Testing of CTs for line frequencies of 60 Hz	■	■	■	■	
CT SB2 (switch box) for measurements of CTs with up to 6 taps, including accessories	□	□	□	■	
CPOL2 for verifying the correct polarity of the secondary wiring along all connection points	□	□	□	□	
RemAlyzer software for measuring the residual magnetism in CTs	□	□	□	□	
<b>Upgrades</b>	Basic -> Standard	Upgrades Basic to Standard Package			VESM0658
	Basic -> Advanced	Upgrades Basic to Advanced Package			VESM0659
	Standard -> Advanced	Upgrades Standard to Advanced Package			VESM0653
	IEEE Protection -> Advanced	Upgrades IEEE Protection to Advanced Package			VESM0654

<sup>1</sup> IEC 61869-6 not supported ■ included □ optional – not included

# Basic, Standard and Advanced packages

Item	Quantity
<b>Hardware</b>	
CT Analyzer	1
<b>Cables and accessories</b>	
Grounding cable (6 m, 6 mm <sup>2</sup> / 20 ft, 0.01 sq in) with connection clamp	1
Coaxial cables (3 m / 10 ft)	2
Coaxial cable (10 m / 33 ft)	1
Crocodile clamps for plugs 4 mm / 0.2 in, opening width: 20 mm / 0.8 in ( 2 × red, 2 × black)	4
Flexible terminal adapters for plugs 4 mm / 0.2 in	12
USB cable	1
USB 3.0 Compact flash card reader (design may change)	1
Compact flash card	1
CT Analyzer carry bag	1
CT Analyzer PC software toolset	1
Battery clamps for plugs 4 mm / 0.2 in	2
Power cable	1
Class 0.5 CT for training purposes. FS 5, ratio = 300:5	1
User manual	1
Calibration certificate	1
Set of two Kelvin clamp adapters	1




















# IEEE Protection package












Item	Quantity
<b>Hardware</b>	
CT Analyzer	1
CT SB2 switch box for measurements on CTs with up to 6 taps	1
<b>Cables and accessories</b>	
Grounding cable (6 m, 6 mm <sup>2</sup> / 20 ft, 0.01 sq in) with connection clamp	1
Coaxial cable (6 m / 20 ft)	1
Coaxial cable (10 m / 33 ft)	1
Coaxial cable (15 m / 49 ft)	1
4-pole coaxial cable (7 m / 22 ft for connecting CT SB2 to burden)	1
6-pole coaxial cable for connecting CT SB2 to CT Analyzer	1
12-pole coaxial cable (7 m / 23 ft), CT SB2 to secondary side of CT	1
Crocodile clamps for plugs 4 mm / 0.2 in, opening width: 20 mm / 0.8 in ( 2 x red, 2 x black)	4
Flexible terminal adapters for plugs 4 mm / 0.2 in	12
Set of 12 color-coded clamps for secondary connection	1
USB cable	1
USB 3.0 Compact flash card reader (design may change)	1
Compact flash card	1
CT Analyzer carry bag	1
CT Analyzer PC software toolset	1
Battery clamps for plugs 4 mm / 0.2 in	2
Power cable	1
Power cord adapter between CT SB2 and CT Analyzer	1
RS 232 SUB-D data cable	1
User manual	1
Calibration certificate	1
Bag for cables and accessories	1



# CT Analyzer accessories

			Basic Standard Advanced	IEEE Protection
	Coaxial cables with separate ends and plugs 4 mm / 0.2 in			
	> 3 m / 10 ft (one end: 15 cm / 6 in, other end: 15 cm / 6 in)	VEHK0654	2	–
	> 6 m / 20 ft (one end: 15 cm / 6 in, other end: 15 cm / 6 in)	VEHK0652	–	1
	> 10 m / 33 ft (one end: 15 cm / 6 in, other end: 150 cm / 59 in)	VEHK0653	1	1
	> 15 m / 49 ft (one end: 15 cm / 6 in, other end: 150 cm / 59 in)	VEHK0655	–	1
	> 100 m / 328 ft (one end: 15 cm / 6 in, other end: 150 cm / 59 in)	VEHK0656	–	–
	4-pole coaxial cable for connecting CT SB2 to burden 7 m / 22 ft	VEHK0665	–	1
	6-pole coaxial cable for connecting CT SB2 to CT Analyzer	VEHK0667	–	1
	Power cord adapter between CT SB2 and CT Analyzer	VEHK0670	–	1
	12-pole coaxial cable (7 m / 23 ft), CT SB2 to secondary side of CT	VEHK0668	–	1
	Set of 12 color-coded clamps for secondary connection	VEHZ0680	–	1
	Set of battery clamps for plugs 4 mm / 0.2 in, 1 x red, 1 x black	VEHZ0652	1	1
	Set of crocodile clamps for plugs 4 mm / 0.2 in, opening width: 20 mm / 0.8 in, 2 x red, 2 x black	VEHZ0656	1	1
	Set of flexible terminal adapters for plugs 4 mm / 0.2 in, 12 x black	VEHS0009	1	1
	Grounding cable with connection clamp 6 m, 6 mm <sup>2</sup> / 20 ft, 0.01 sq in	VEHK0615	1	1
	Power cord	country specific	1	1
	Compact flash card	VEHZ0654	1	1
	USB 3.0 compact flash card reader	VEHZ0655	1	1
	CT Analyzer PC software toolset (remote control software, Excel File Loader, etc.)	VESM0800	1	1
	Class 0.5 CT for training purposes. FS 5, ratio = 300:5	VEHZ0643	1	–
	User manual	VESD0605	1	1
	CT Analyzer carry bag	VEHP0018	1	1
	Bag for cables and accessories		–	1

# CT Analyzer accessories

			Basic	Standard	Advanced	IEEE Protection
	High-precision CT (class 0.02) for calibration purposes Ratios = 2000:1 / 2000:5 (ISO/IEC calibration certificate included)	VEHZ0649	-	-	-	-
	Pluggable 23 turns winding for measurements on magnetic cores without secondary winding	VEHK0658	-	-	-	-
	Set of two Kelvin clamp adapters which can be used together with the standard measurement cable	VEHZ0628	-	-	-	-
	Polarity checker for CTs' secondary wiring	VEHZ0702	-	-	-	-
	Primary resistance kit: Coaxial cable 15 m / 49 ft (CT SB2 to CT prim) 2 x Kelvin clamps Carry bag 42 x 32 x 7 cm / 8 x 13 x 3 in	VEHZ0684	-	-	-	-
	RS232 SUB-D data cable between CT Analyzer and CT SB2	VEHK0669	-	-	-	-
	Remalyzer software license to determine residual magnetism	VESM0657	-	-	-	-
	CT SB2 and accessories	VEHZ0696	-	-	-	-
	Transport case with wheels	VEHP0068	-	-	-	-
	Multi-functional transport case convertible into a workbench	VEHP0028	-	-	-	-
	Trolley / backpack	VEHP0029	-	-	-	-

OMICRON is an international company serving the electrical power industry with innovative testing and diagnostic solutions. The application of OMICRON products allows users to assess the condition of the primary and secondary equipment on their systems with complete confidence. Services offered in the area of consulting, commissioning, testing, diagnosis and training make the product range complete.

Customers in more than 160 countries rely on the company's ability to supply leading edge technology of excellent quality. Service centers on all continents provide a broad base of knowledge and extraordinary customer support. All of this together with our strong network of sales partners is what has made our company a market leader in the electrical power industry.

Please visit our website for more information and detailed contact information of our worldwide offices.