







PTM Report Designer – Create your customized Reports according to your specific needs

11	Contact resistance		Motor current	
12				
13	C 1	16,54 $\mu\Omega$	Inrush current	3,67 A
14	B 1	16,14 $\mu\Omega$		
15	A 1	16,75 $\mu\Omega$	Charging time	5,73 s
16				
17	Opening (O)			
18				
19				
20	Phase A	43,90 ms		
21	Phase B	44,17 ms		

 1 hour

 English

 Wcbr11en

With the new Primary Test Manager version 4.60, CIBANO you will be able to create your own customized reports.

With the PTM Report Designer, protocols can be customized for executed jobs and individually adapted reports can be efficiently created. One-page protocols with only the most important results, complex reports with your own calculations or simply optical adaptations are possible with this new feature.

In this webinar, the PTM Report Designer tool is shown including the most important functions. The Question and Answer session rounds up the webinar.

Objectives

- > Understanding of the current report possibilities
- > Understanding of the requirements to use PTM Report Designer
- > Understanding of the basic functions
- > Awareness of the challenges
- > Awareness of the availability of more complex functions

Content

- > Current report creation in PTM
- > Installation of the PTM Report Designer
- > Ideal Workflow to use the PTM Report Designer
- > Simple report creation
- > Possibilities to create more complex reports

Solutions

Primary Test Manager Software in combination with the CIBANO 500

Audience

Service-Providers, Energy-Providers, Utilities;

Prerequisites

Basic Knowledge of Circuit Breakers and common tests

